

Plant Parts We Eat

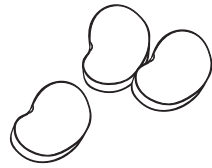


Name _____

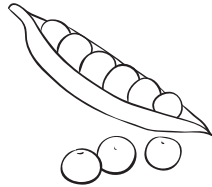
towergarden.com

© 2016 Tower Garden. Text and design by The Education Center, LLC

Seeds

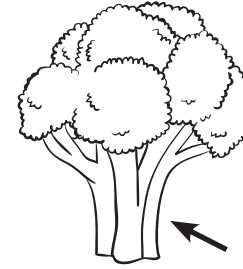


lima beans



green peas

Stems




broccoli



kohlrabi

Glue here.

Leaves




lettuce

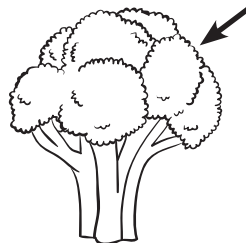


spinach

Flowers




cauliflower




broccoli

Fruits



strawberry




tomato

Discard.

“Plant Parts We Eat” How to Use

Give each student a copy of the booklet cover and pages. Instruct each student to write his or her name on the booklet cover. Tell students that the booklet features plants that the class can grow with Tower Garden®. Read the pages with students and guide them to name the colors of the fruits and vegetables. Then have students color the illustrations. Next, ask students to cut along the bold cut lines, discard the gray rectangle, and then glue the two long paper strips together where indicated. After you help each child accordion-fold the booklet, reread the booklet with students. Then name each featured plant, in turn, and ask students to name a part of the plant that people can eat.



towergarden.com

© 2016 Tower Garden. Text and design by The Education Center, LLC