

My Tower Garden® Journal




Name _____



towergarden.com


© 2016 Tower Garden. Text and design by The Education Center, LLC

Today is _____ .



We plant seeds.


Today is _____ .



We see plants grow.

2

Today is _____ .



We harvest the garden.

3

How to Use “My Tower Garden® Journal”

Copy the journal pages for students. Cut apart each student’s cover and pages. Stack the cover and pages in order and then staple them to make a journal. Have each student write his or her name on the journal cover. After the class plants the seeds for their Tower Garden, help each student write the date on the first booklet page. Read the sentence at the bottom of the page with students. After they illustrate the page, collect the booklets for safekeeping. Help students complete pages 2 and 3 at appropriate times in the gardening process. Then have students take their booklets home and refer to them as they tell their families about their Tower Garden experience.



towergarden.com

© 2016 Tower Garden. Text and design by The Education Center, LLC